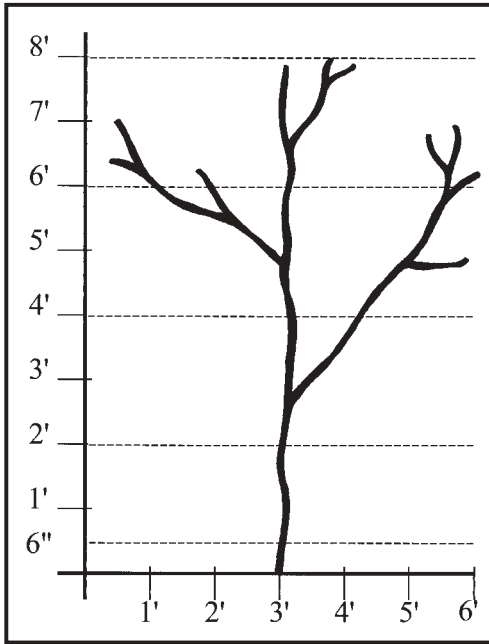
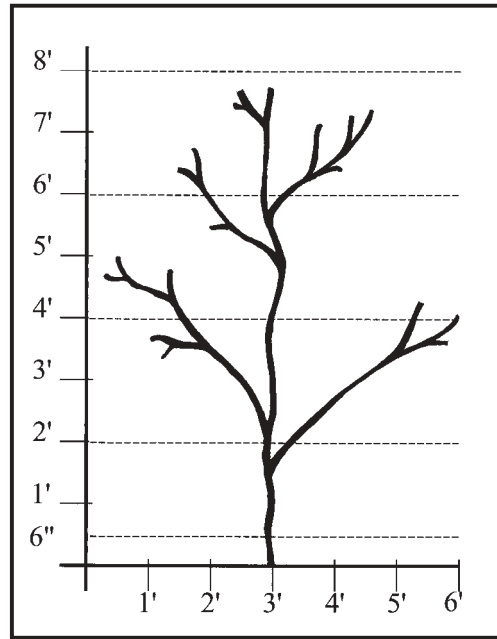


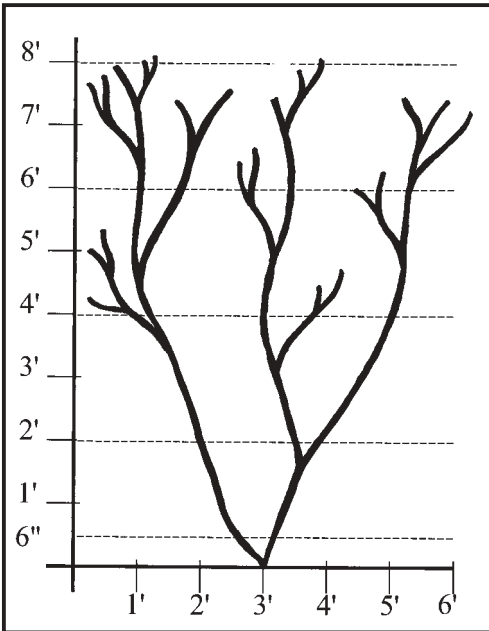
# Tree Structures



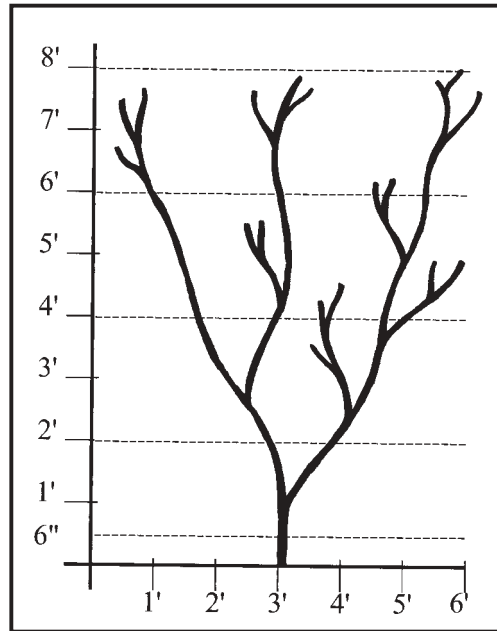
1. Single Stem (Trunk): Strong central leader with first branch originating at least 2' above the ground.



2. Low Branch Single Stem (Trunk): Strong central leader with branch originating between 1 to 2' above the ground.



3. Multiple Stem (Trunk):  
 a. Clump Form: Trees having two or more stems (trunks) originating from the ground or no more than 6" above the ground.  
 b. Shrub Form: Trees with multiple stems (trunks) originating from the ground, like a shrub.



4. Low Breaking Multiple Stem (Trunk): First branch originating between 6" to 18".



**Arid Zone Trees**  
 P.O. Box 167, Queen Creek, AZ 85242  
 480-987-9094 • Fax 480-987-9092  
[www.aridzonetrees.com](http://www.aridzonetrees.com)